
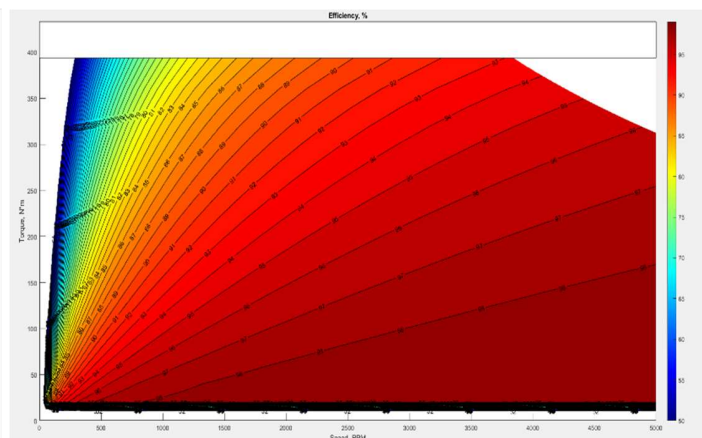
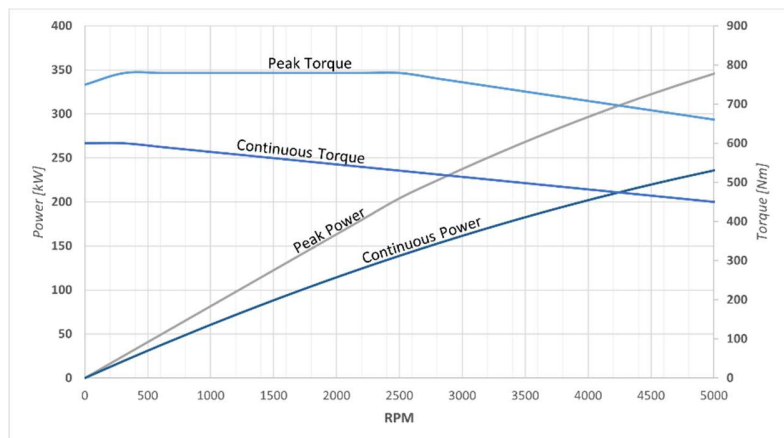


AIM- LBe /twin is a modular assembly of two AIM-258 Axial flux In-runner Motor's, developed for niche applications, requiring high power density in a compact reliable package with high ingress protection.
With **13.23 kW/kg** it has the highest power density available on the market.



SPECIFICATION	VALUE	UNITS [SI]
PHYSICAL		
MOUNTING DIAMETER	260	[mm]
LENGTH	168	[mm]
WEIGHT	25.70	[kg]
PERFORMANCE		
SPEED RANGE	0 - 5 000	[RPM]
PEAK POWER	340	[kW]
CONTINUOUS POWER	240	[kW]
PEAK TORQUE	780	[Nm]
PEAK EFFICIENCY	98.2	[%]
MECHANICAL		
AMBIENT OPERATING TEMP.	-40 to 60	[°C]
MAX ALTITUDE	14 000	[m]
INGRESS PROTECTION	IP67	
MOUNTING	Front/Rear Face	
SHAFT INTERFACE	Interference fit bolt-on	
SHAFT OUTPUT OPTIONS	Front/Rear	
COOLING		
COOLING MEDIUM	water-glycol mixture 50/50	
COOLANT TEMPERATURE	0 to 50	[°C]
COOLANT FLOW AT	8 - 20	[LPM]
PRESSURE DROP AT 16 LPM	0.70	[Bar(g)]
ELECTRICAL		
INPUT VOLTAGE	120 - 800	[V _{DC}]
BUILT IN SENSORS	Stator temp. KTY81-210	

Data presented is based on vigorous motor simulation and is subject to motor configuration, drive cycles, thermal conditions, and controller capability. Please look inside ASRUK motor manual or contact our support team at info@asruk.net to learn more.



All specifications subject to change without notice. Version: A00